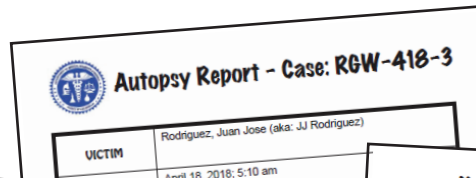



# Murder Mystery Puzzler



**PREVIEW** from Activities To Teach

Sampling of our Murder Mystery #3 for Your Junior Detectives to Solve



**Police Report - Case: RGW-418-1**

<b>IDENTITY</b>	Rodriguez, Juan Jose (aka: JJ Rodriguez)
<b>VICTIM'S DETAILS</b>	36-year old hispanic male, 6 ft 1 inch, 180 lbs
<b>LOCATION OF BODY</b>	Face down in living room of apartment J.273 of the Ritzy Towers Townhomes.
<b>TIMELINE</b>	Victim last seen by family at 3:45 pm on his way to work (2nd shift at toy manufacturing company). Confirmed he works his regular 8 hr shift at Toys 'R' Fun and clocked out at 12:15pm.
<b>WITNESSES</b>	None. Wife, Maria Rodriguez discovered body.
<b>DESCRIPTION OF THE SCENE</b>	To be reported by detectives.
<b>EVIDENCE COLLECTED</b>	To be collected by CSI agents.
<b>SUSPECTED CAUSE OF DEATH</b>	To be determined based on autopsy results.
	<input checked="" type="checkbox"/> Homicide <input type="checkbox"/> Accidental <input type="checkbox"/> Natural <input type="checkbox"/> Suicide

**Known Information - Case: RGW**  
**BROTHER OF VICTIM**  
**PABLO RODRIGUEZ**

Height: 5 Ft. 9 Inch    Weight: 160 lb.    Shoe Size: 9.5 Mens    Blood Type: B+

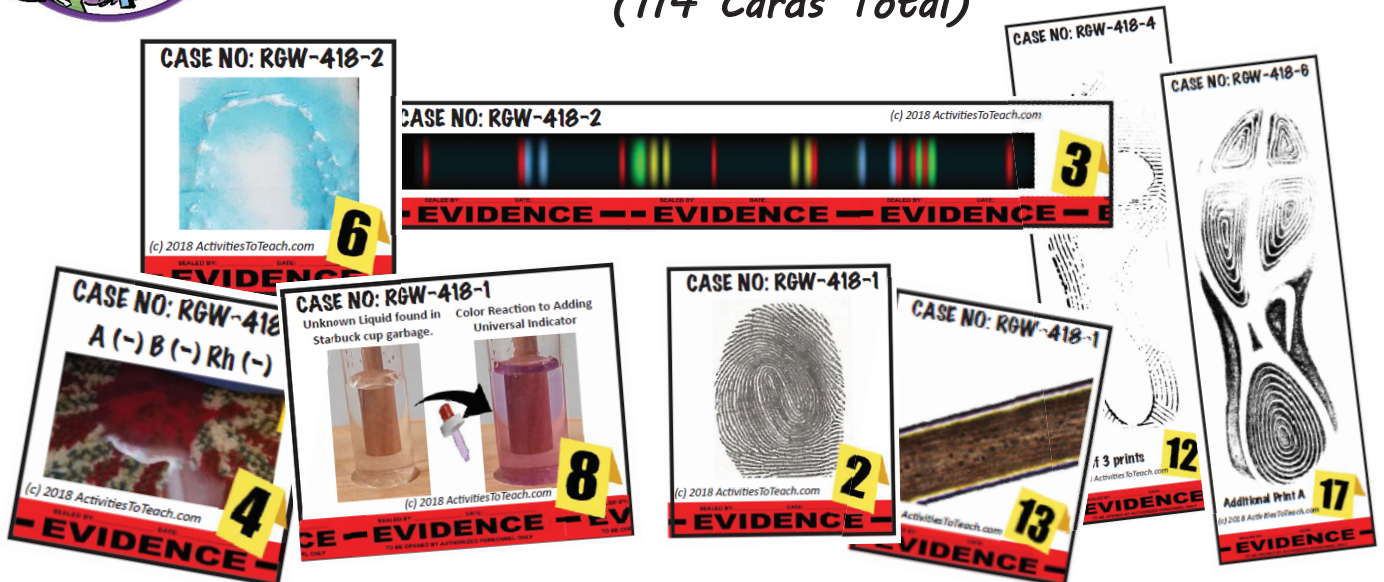
LEFT	Ring	Middle	Thumb	Thumb	Middle	Ring	RIGHT
Pinky	Index	Index	Index	Index	Index	Pinky	

**DNA Fingerprint Report**

**BITES**      **Hair**



6 Sets of 19 Evidence Cards for Each Case File (114 Cards Total)





# Murder Mystery Puzzler

**PREVIEW** from Activities To Teach



**Case File Report Log**

MARKER # - INFORMATION / ID	MARKER # - INFORMATION / ID
1	10
2	11
3	12
4	13
5	14
6	15
7	16
8	17
9	

**TIME OF DEATH**

**Case File Report**

Case File Number: \_\_\_\_\_

What, hair, etc) do you expect to find at the crime scene?

Material or was unusable?

Mr. Rodriguez's shirt? How did you find it?

Found at the crime scene (evidence marker #)?

Identify the liquid?

Mr. Rodriguez been dead?

Information on the Autopsy report help solve the crime?

What was the murder weapon?

Who is guilty of the robbery and murder of Mr. Rodriguez?

What do you have to support your accusation?

Additional time to investigate, what more would you like to know?

**Police Report - Case: RGW-418-**

IDENTITY
VICTIM'S DETAILS
LOCATION OF BODY
TIMELINE
WITNESSES
DESCRIPTION OF THE SCENE
EVIDENCE COLLECTED
SUSPECTED CAUSE OF DEATH

Homicide  Accidental  Natural  Suicide

**SHOE REFERENCE CATALOG**

Shoe 209 Carhartt SureTrack Size 10 Mens	Shoe 210 UGGS Size 7 Womens	Shoe 211 Adidas Superstars Size 10 Mens	Shoe 212 Nike VaporMax Size 9.5 Mens
Shoe 213 New Balance - Fresh Size 8.5 Mens	Shoe 214 Air Jordans 1 Size 8 Mens	Shoe 215 Air Jordans 3 Size 11 Mens	Shoe 216 Speres Size 8 Womens

Include 6 DIFFERENT Case Files with different guilty suspects, Varying Evidence, Police Reports, Coroner Reports, and More

**SOLUTIONS PAGE - RGW-418-5**

MARKER - ANSWER(S)	MARKER - ANSWER(S)
1 DNA of VICTIM	10 Immaterial / Unseizable Evidence (dish of candy)
2 VICTIM'S Fingerprint - Right Thumb	11 Immaterial / Unseizable Evidence (newspaper)
3 DNA of WIFE	12 1) Handymen - Shoe ID No. 2) Suspect #2 - Shoe ID No. 3) Victim - Shoe ID No. 20
4 Blood from Suspect #2 - Type B-	13 Hair from under victim's shirt Belongs to Suspect #2
5 Test POSITIVE for Blood (bright pink) VICTIM'S Blood - Type AB-	14 Suspect #2 Fingerprint
6 Bite of the VICTIM	15 Immaterial / Unseizable (dark smudge on lamp)
7 DNA of SUSPECT #2	16 Brother's Print - Right
8 Lemonade (cloudy pink)	17 Brother's Shoeprint
9 WIFE'S Fingerprint - Left Ring	18 Unknown Shoeprint

**TIME OF DEATH**

Case	Formula Worked out (98.4 - Body Temp) / 1.5 = Hours:Minutes	How Long Dead
RGW-418-5	98.4 - 92.8 = 5.6	3.73 2 hrs 45 mins

**GUILTY**

SUSPECT: **Charlie B**

Evidence to support hair, blood, fingerprint

**Teacher Prep, Notes, & Recommendation**

Print this entire packet and/or review all parts before starting activity. There are many parts to this activity and will require prep time (ex: cutting, laminating, and organizing case files). You can either set up your own fake crime scene or use the included photos from our mock crime scene.

This Murder Mystery includes 6 Case Files each with a different murderer but the same victim in the same scenario. All case files follow the same story line but have varying results based on the varied evidence and information. Answer keys are included for EACH case file to help keep the results straight.

The activity is designed for partner or small group work. A teacher may choose to use a different case file with each class, meaning each team in ONE class would have the same case, evidence, and murderer. Alternatively, each team (up to 6 teams) could have a different case file so that they each have a different murderer. If having more than 6 teams and are using all case files in one class, you will need to repeat case files. To do this, simply make extra printouts of the case studies.

**Activity includes:**

- Complete Crime Scene Photos
- Crime Scenario (1/2 sheet)
- 1 Victim Profile
- 3 Suspect Profiles
- 3 Profiles of 1-273 Residents
- 6 Autopsy Reports
- 6 Police Reports
- Blood Reference Chart (1/2 sheet)
- Chemical Reaction Chart (1/2 sheet)
- Shoe Reference Catalog (2 page)
- Case File Report Log (2 page)
- Case File Report Form (1 page)
- Case File Evidence #1-#12
- Optional - Evidence #16, 17, 18
- Additional Evidence to #12 & #13
- Blank Police Report (optional use)

Decided if you want to have your students complete the response sheets or write their own case report using the question sheet and blank case file report log. There is also a blank Police Report form they can use to translate information from the scenario, crime scene photos, and autopsy report (make for extra activities) and deeper focus on details). Both options work with the assigned case file and will make up with the answer sheet.

This activity can work WITHOUT an actual crime scene set up in your classroom. I have included a set of fake crime scene photos for your students to use for an observation activity AND/OR to help "set the scene". You can either print each team a color set and laminate them or simply show them BIG on the classroom wall through a projector or overhead. You are welcome to upload the PDF of the crime scene photos series in your classes e-portals. You can also make a few sets they have to share with other teams.

If setting your own "crime scene" I have include real size evidence tents (#1 - #10) - I recommend printing them on card stock. I have given you a set in Black and White if color printing is a challenge. You can print these on YELLOW paper or YELLOW card stock. If you have access to color printing,

© 2018 Activities To Teach - All Rights Reserved. Found at www.activities toteach.com. Reproducible rights granted for original purchaser.

**Blood Type Determination Chart**

	A+	A-	B+	B-	AB+	AB-	O+	O-
Anti A	+	+	-	-	+	+	-	-
Anti B	-	-	+	+	+	+	-	-
Anti Rh	+	-	+	-	+	+	+	-

© 2017 Activities To Teach - All Rights Reserved. Found at www.activities toteach.com. Reproducible rights granted for original purchaser.

**Chemical Test Results for Evidence Marker 8 - Liquid in Starbucks cup in garbage.**

Test	A	B	C	D	E	F
AMMONIA	Green	Red	Purple	Blue	Red	Red
LEMONADE	Green	Red	Purple	Blue	Red	Red
WATER	Green	Red	Purple	Blue	Red	Red
TURPENTINE	Green	Red	Purple	Blue	Red	Red
ARSENIC	Green	Red	Purple	Blue	Red	Red
IODINE	Green	Red	Purple	Blue	Red	Red

© 2018 Activities To Teach - All Rights Reserved. Found at www.activities toteach.com. Reproducible rights granted for original purchaser for classroom use only.

