
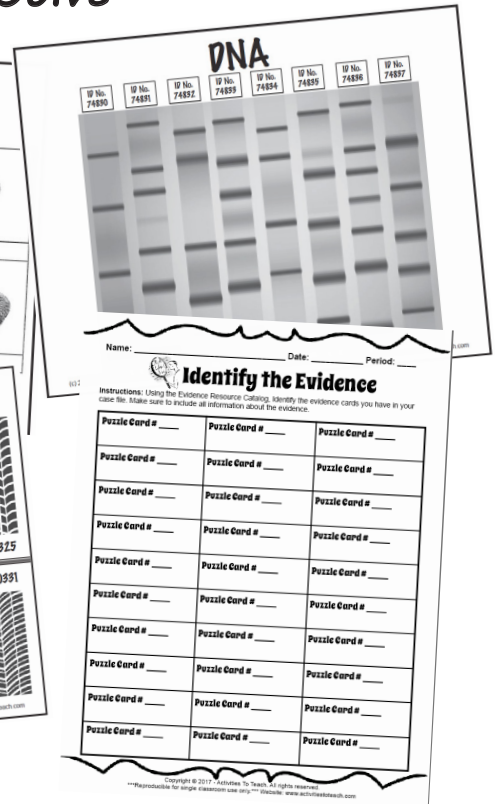

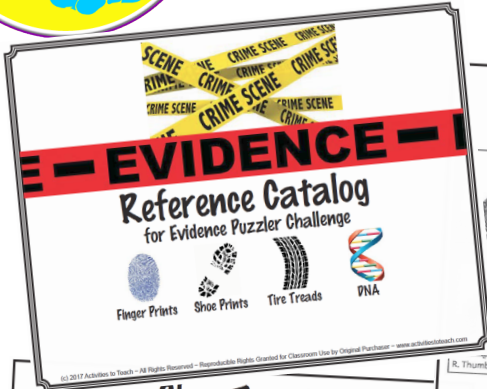


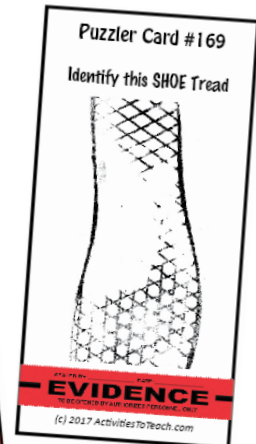



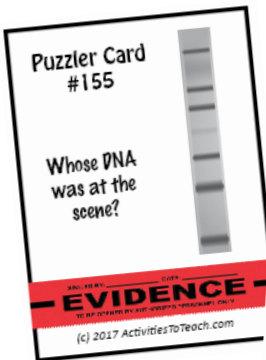
# Evidence Puzzler

**PREVIEW** from Activities To Teach

Sampling of our Evidence Puzzler for Your Junior Detectives to Solve



75 Unique Evidence Cards covering Shoe Treads, Tire Tracks, Fingerprints & DNA






and READ this page before printing of trying to use this activity.

# Teacher Prep Guide



All pages within this document can be printed individually as PDF through your computer PRINT TO PDF Feature. This allows the teacher to separate student worksheets and/or reading pages from answer keys, for digital use in secured E-platforms. Please remember to respect my copyright and NOT share my activities with other educators who have not purchased their own copy.


## Recommended Supplies for Best Results



Card Stock to print task cards (white or cream).



Lamination helps extend life of card and reference materials.



Labels for organizing kits and sets of cards.



Envelopes (7" x 9") or zipping plastic bags for organizing & storage.

## Page Guide when Viewing Activity in SINGLE PDF Format.

- **Page 3:** Scenario HALF sheet (2 on a page / print & cut in half) for each TEAM or Pair of students working to solve. Recommend on bright color paper or card stock AND laminating for repetitive use.
- **Pages 4 to 5:** Printable labels for kit organization. Set for print to Avery Label #5164
- **Page 6:** Student Worksheet for recording the puzzle card answers.
- **Page 7:** DNA evidence cards for students to identify and record/sort. Every KIT or TEAM needs ALL of these 9 cards.
- **Pages 8 to 9:** Shoe Print (partial prints) cards to identify and record/sort. Every KIT or TEAM needs ALL of these 18 cards.
- **Pages 10 to 11:** Finger Print cards to identify and record/sort. Every KIT or TEAM needs ALL of these 18 cards.
- **Pages 12 to 13:** Tire Track cards for students to identify and record/sort. Every KIT or TEAM needs ALL of these 18 cards.
- **Pages 14 to 15:** Shoe Print (full shoe) cards to identify and record/sort. Every KIT or TEAM needs ALL of these 12 cards.
- **Pages 16 to 24:** Answer Keys to all task cards and worksheets.
- **Page 25 to 41:** Evidence Reference Book. Every team needs a copy; Digitally as a PDF or printed in paper. My students prefer the paper book to look through. I printed the pages front to back but keep the cover (page 25) separate. For the cover I on card stock and add a back page to the book. I laminate both the front and back covers. Then I spine bound the book. My class set of 30 books have lasted me 5+ years of repetitive use 8 times a year.

If making more than 1 deck of any cards in this activity, it is recommended to letter backs of cards (Set A, Set B, etc.) to keep decks organized. Easiest storage option is in ziplock bags with matching labels. Strongly recommend lamination to extend life of your card decks.